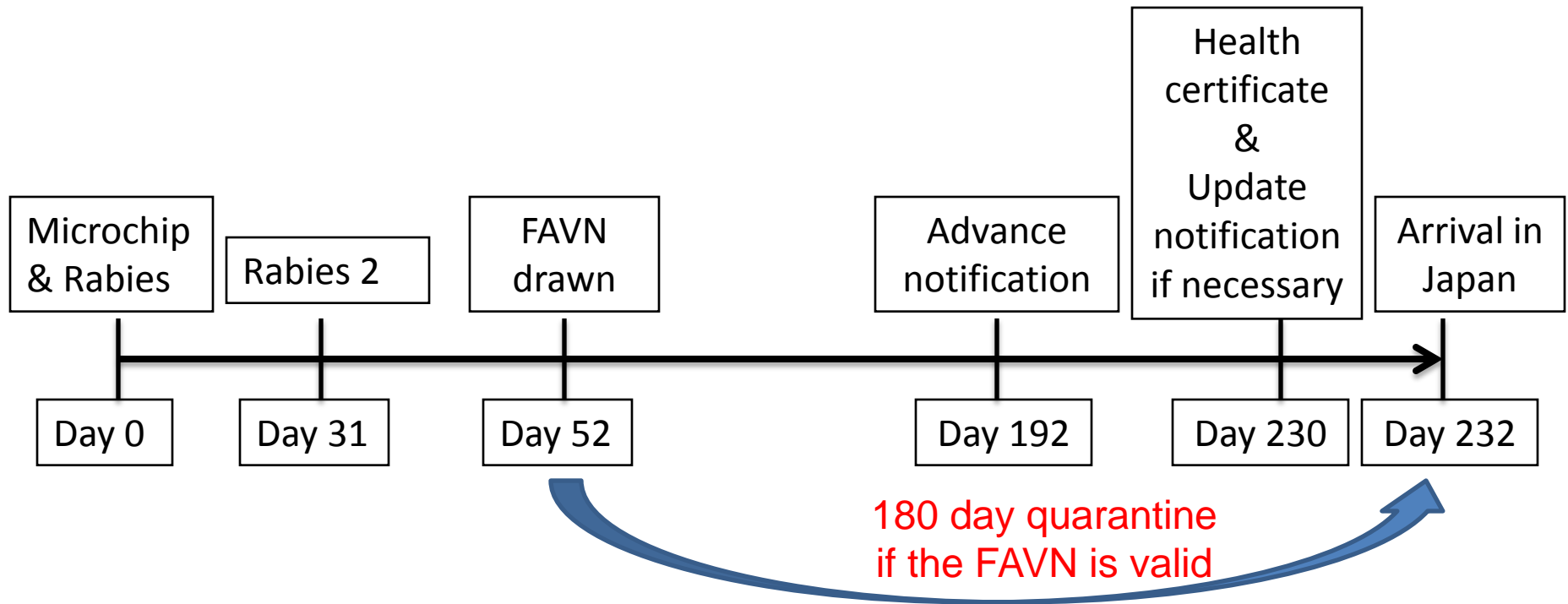


The “Ideal” Timeline

Timing and documentation are crucial!



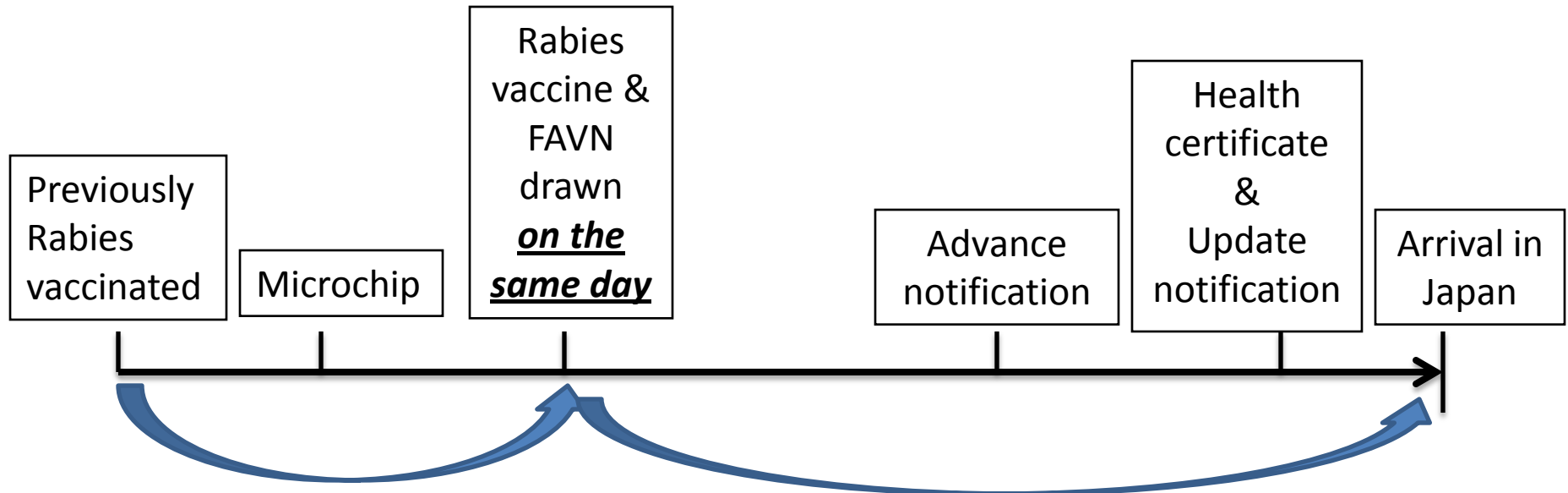
This timeline represents each step in completing the Government of Japan Animal Quarantine Service pet importation requirements. The timeline shown here will take approximately eight months to complete, but is the most likely to result in no quarantine upon arrival in Japan, provided that all documentation is accurate.

In April 2010,
the GOJ AQS updated their importation
requirements to allow for two exceptions to
having the microchip implanted prior to both
rabies vaccines.

The following are schematics to illustrate one
of these exceptions.

Remember,
timing and documentation are crucial.

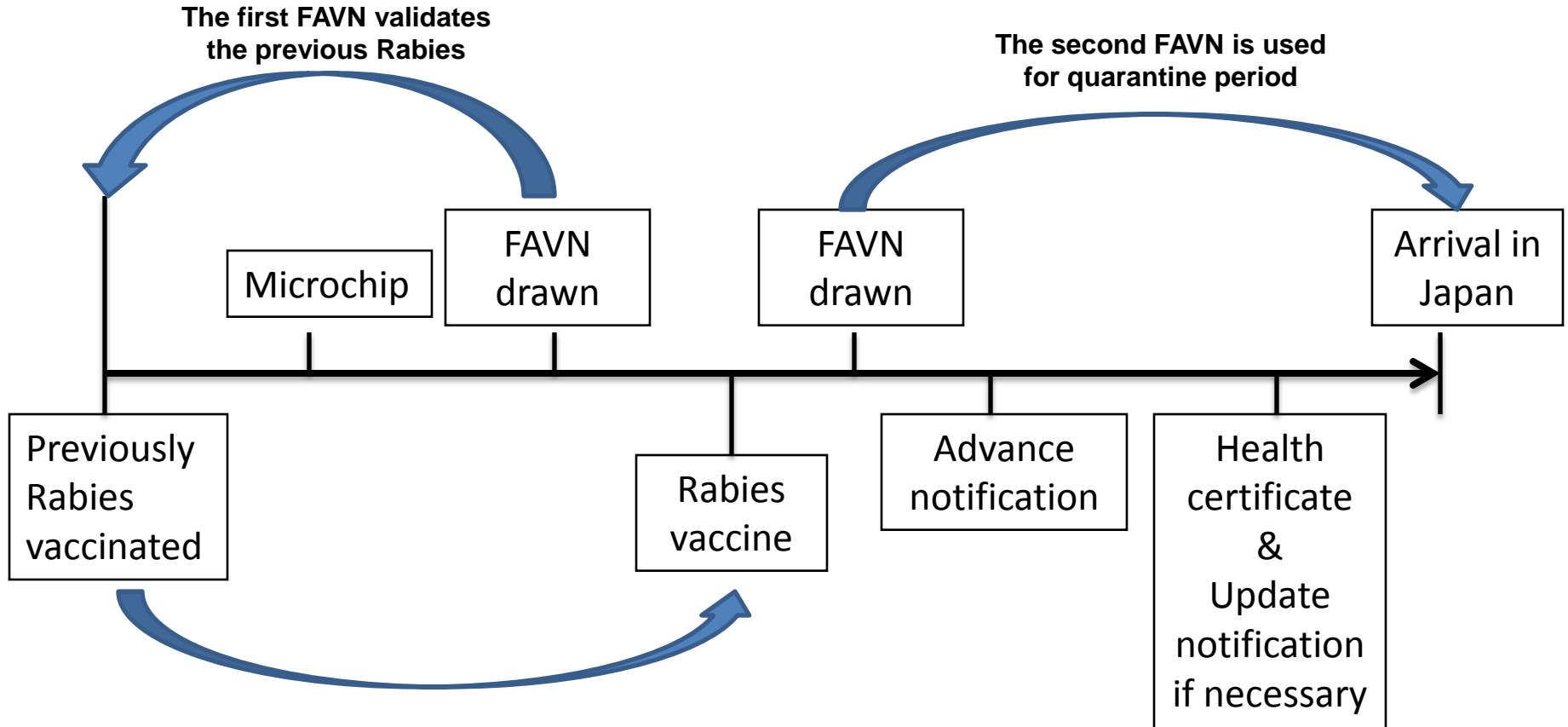
April 2010 Exception 1



More than 30 days
between Rabies
vaccinations, but before
previous Rabies vaccine
expires

If the FAVN is valid, then this
period is 180 days
If the FAVN is not valid, then
another Rabies vaccine must be
given and another FAVN drawn

April 2010 Exception 2



The first FAVN validates the previous Rabies

The second FAVN is used for quarantine period

Microchip

FAVN drawn

FAVN drawn

Arrival in Japan

Previously Rabies vaccinated

Rabies vaccine

Advance notification

Health certificate & Update notification if necessary

More than 30 days between Rabies vaccinations, but before previous Rabies vaccine expires

If the FAVN is valid and drawn within the effective date of the Rabies, then this period is 180 days
If the FAVN is not valid, then another Rabies vaccine must be given and another FAVN drawn